



GROWTH IN PURE ENERGY


The background of the slide features a series of wind turbines silhouetted against a sky transitioning from a deep blue at the top to a bright orange at the horizon, suggesting a sunset or sunrise. The turbines are of varying heights and are positioned across the landscape, with the largest one in the center-left foreground.


Eric Boonman
Head of Origination, Global Environmental Markets
Statkraft


Statkraft's global presence

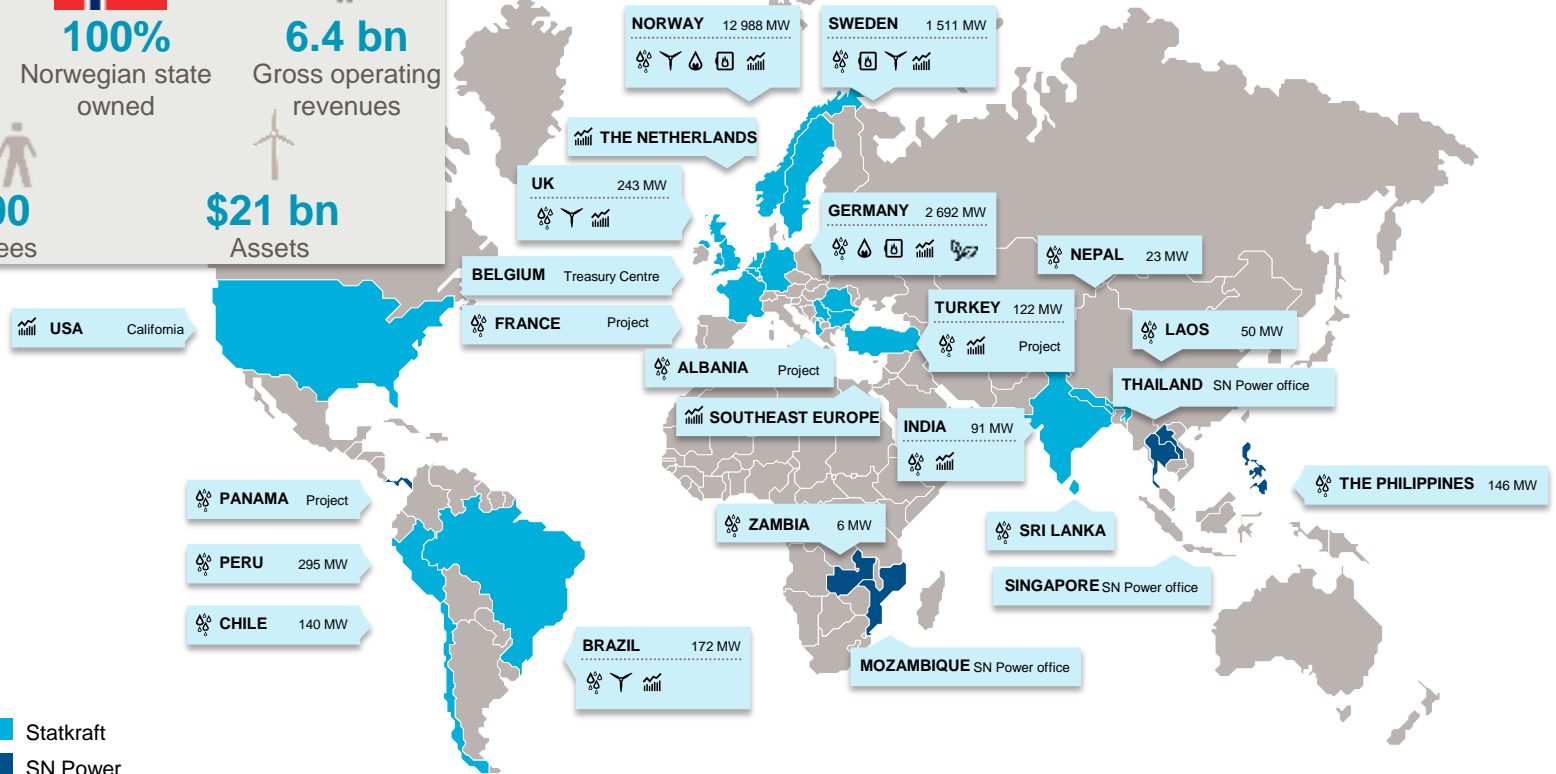
 **56 TWH**
 Power production



 **100%**
 Norwegian state owned

 **6.4 bn**
 Gross operating revenues

 **4,200**
 Employees

 **\$21 bn**
 Assets



 Statkraft
 SN Power

European GO Market

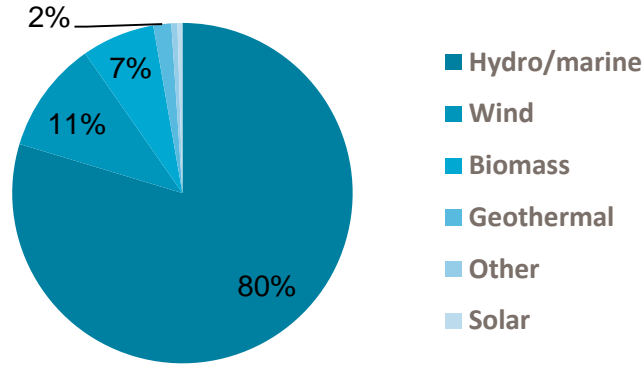
**only method for
disclosing renewable
energy**

**>10% annual
growth**

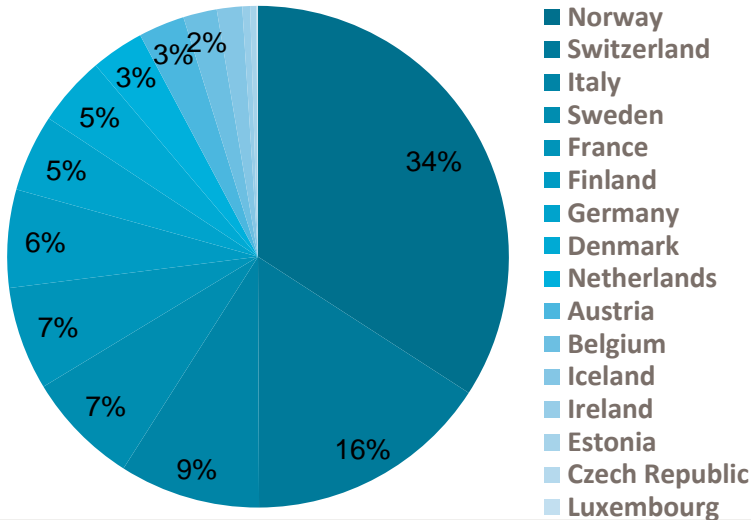
30 countries

360 TWh

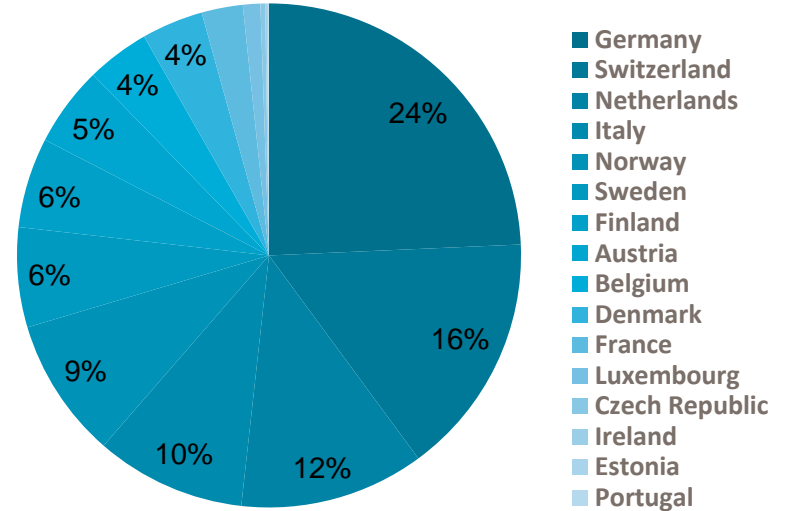
Technology



Production



Consumption



Prices in Europe

Prices (Oct 14, 2016):

- ▶ Large Scale Hydro \$0.24
- ▶ TÜV certified Hydro \$0.34
- ▶ Scandinavian Wind \$0.37
- ▶ 6-12 year old Wind \$0.62
- ▶ OK Power \$1.00
- ▶ Dutch Wind \$2.90
- ▶ <6 year old no support \$3.15



Bra Miljöval



Outlook

- ▶ Existing schemes grow, new markets appear
- ▶ Demand driven by individuals via utilities and directly by corporates
- ▶ Growing demand for global supply of renewable energy
- ▶ Trend accelerated by Paris Agreement, RE100, CDP and GHG Protocol



THANK YOU

Eric Boonman
Statkraft
eric.boonman@statkraft.com



Statkraft
PURE ENERGY

www.statkraft.com